

FTBx-730D PON FTTx/MDU OTDR

OPTIMIZED FOR FTTx/MDU FIBER DEPLOYMENTS AND TROUBLESHOOTING

- The perfect tool for field technicians who need to seamlessly characterize splitters in PON FTTx and MDU applications.



COMPATIBLE WITH
EXchange

**iOLM
READY**

3
3-year warranty

**Swap-Out
connector**



KEY FEATURES

Dynamic range up to 39 dB for up to 132 km point-to-point (P2P)

Support high port count PON splitters (up to 1x128)

Short dead zones: event dead zone (EDZ) = 0.5 m; attenuation dead zone (ADZ) = 2.2 m; PON dead zone = 30 m

FTTx in-service testing at 1650 nm with optional in-line GPON/XGS-PON power meter

Swap-Out connector, replaceable whenever necessary for optimal performance over time without undue service cost and downtime

iOLM-ready: one-touch multiple acquisitions, with clear go/no-go results presented in a straightforward visual format

3-year warranty

APPLICATIONS

FTTx/PON testing through splitters (up to 1x128)

FTTx service activation: GPON, EPON, XGS-PON, 10GE EPON

Access network testing (P2P)

Metro links testing (P2P)

Live fiber troubleshooting

Passive optical LAN (POL)

RELATED PRODUCTS AND ACCESSORIES



Platform
FTB-1v2/
FTB-1 Pro



Platform
FTB-2/FTB-2 Pro,
FTB-4 Pro



Fiber inspection scope
FIP-400B (WiFi or USB)

FastReporter

Advanced data
post-processing software



Swap-Out
connector

EXFO

LOADED WITH FEATURES TO BOOST YOUR EFFICIENCY



Real-time averaging

Activates the OTDR laser in continuous shooting mode, the trace refreshes in real time and allows to monitor the fiber for a sudden change. Perfect for a quick overview of the fiber under test.



Zoom tools

Zoom and center to facilitate the analysis of your fibers. Draw a window around the area of interest and center in the screen quicker.



Set parameters on the fly

Dynamically change OTDR settings for the ongoing acquisition without stopping or returning to submenus.



Macro bend finder

This built-in feature enables the unit to automatically locate and identify macrobends, no need to spend further time analyzing the traces.



Automode

Used as a discovery mode, this feature automatically adjusts the distance range and the pulse width in function of the link under test. It is recommended to adjust the parameters to perform additional measurements to locate other events.



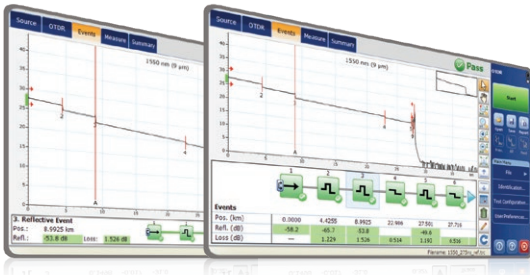
Bidirectional analysis

Recommended to ensure true splice characterization, bidirectional analysis combines results from both directions to provide an average loss for each event. For a more complete event characterization, use intelligent Optical Link Mapper (iOLM) and benefit from maximum resolution on both directions (multiple pulse widths at multiple wavelengths) as well as a consolidated view.

LOOKING FOR ICON-BASED MAPPING?

Linear view (included with all EXFO OTDRs)

Available on our OTDRs since 2006, the linear view simplifies the reading of an OTDR trace by displaying icons in a linear way for each wavelength. This view converts the graph data points obtained from a traditional single pulse trace into reflective or non-reflective icons. With applied pass/fail thresholds, it becomes easier to pinpoint faults on your link.



This improved version of linear view provides the flexibility to display both the OTDR graph and its linear view without having to toggle to analyze your fiber link.

Although this linear view simplifies the OTDR reading of a single pulse width's trace, the user will still need to set OTDR parameters. In addition, multiple traces must often be performed in order to fully characterize fiber links. See the section below to learn how iOLM can do this automatically and provide more accurate results.

SWAP-OUT CONNECTOR

The OTDR D-Series comes with a Swap-Out connector which can easily be changed, as and when needed, without having to send the test unit to a service center. This ensures optimal performance over time without undue maintenance costs and downtime. The OTDR's optical connector health can be checked with an onboard diagnostic tool to replace the connector only when necessary.

Maintain top optical performance, no downtime.

Worn connectors impact optical performance and may be the source of inaccuracies. Replace connectors directly from the field, no need to return the unit to the manufacturer or spend money on repairs.

Keep your calibration plan on track.

Your calibration date remains valid, even after swapping the connector. No need to calibrate your unit sooner than planned.

Replace only when needed.

A diagnosis of the optical port is provided by the built-in connector health checker, which allows to replace worn connectors in the field, only when necessary.



iOLM—REMOVING THE COMPLEXITY FROM OTDR TESTING

OTDR testing comes with its load of challenges...



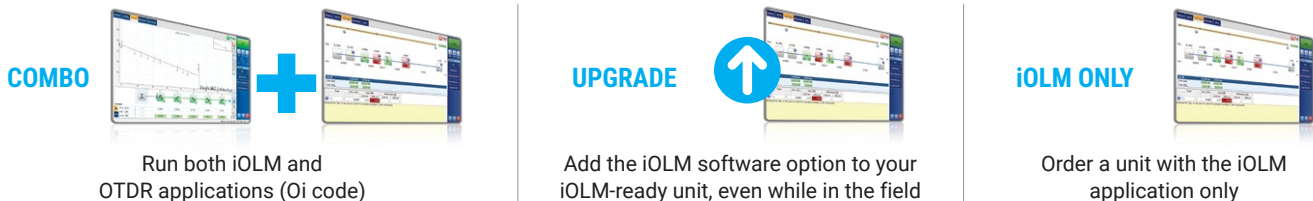
In response to these challenges, EXFO developed a better way to test fiber optics: The iOLM is an OTDR-based application designed to simplify OTDR testing by eliminating the need to configure parameters, and/or analyze and interpret multiple complex OTDR traces. Its advanced algorithms dynamically define the testing parameters, as well as the number of acquisitions that best fit the network under test. By correlating multipulse widths on multiple wavelengths, the iOLM locates and identifies faults with maximum resolution—all at the push of a single button.

How does it work?



Turning traditional OTDR testing into clear, automated, first-time-right results for technicians of any skill level.

Three ways to benefit from the iOLM



iOLM features value pack and options

In addition to the standard iOLM feature set, you can select added-value features as part of the **Advanced** or **Pro** packages, or standalone options. Please refer to the [iOLM specification sheet](#) for the complete and most recent description of these features.

iOLM Standard

- Dynamic multipulse multiwavelength acquisition
- Intelligent traces analysis and diagnostics
- Single link view and event table
- SOR trace generation
- Single iOLM file per link for easy reporting
- Unbalanced/tapered PON characterization and troubleshooting
- **Optimode**: Short-link close events, fast short link, fast medium range

iOLM Advanced (iADV)^a

- Real-time OTDR
- SOR pulse and wavelength editor (up to 3)
- SOR trace view
- Custom elements
- Advanced link edition and re-analysis
- 2:N splitter characterization
- **Optimode**: SFP-safe troubleshooting^b, PON last-mile certification

iLOOP^a

- iOLM loopback (uni- or bidirectional)
- iOLM automated bidirectional analysis over TestFlow^{b, c}
- iOLM dual-ended automated bidirectional test^d

iCERT^a

Cabling certification option

a. Require enabling iOLM standard.

b. Singlemode only, configuration without splitter.

c. Requires TestFlow subscription.

d. Requires one hardware communication kit per FTB unit.

FIBER CONNECTOR INSPECTION AND CERTIFICATION – THE ESSENTIAL FIRST STEP BEFORE ANY OTDR TESTING

Taking the time to properly inspect a fiber-optic connector using an EXFO fiber inspection scope can prevent a host of issues from arising further down the line, thus saving you time, money and trouble. Moreover, using a fully automated solution with autofocus capabilities will turn this critical inspection phase into a fast and hassle-free one-step process.

Did you know that the connector of your OTDR/iOLM is also critical?

The presence of a dirty connector at an OTDR port or launch cable can negatively impact your test results, and even cause permanent damage during mating. Therefore, it is critical to regularly inspect these connectors to ensure that they are free of any contamination. Making inspection the first step of your OTDR best practices will maximize the performances of your OTDR and your efficiency.



FEATURES	USB WIRED	WIRELESS	AUTONOMOUS
	FIP-430B	FIP-435B	FIP-500
Image capture	•	•	•
Five-megapixel CMOS capturing device	•	•	•
Automatic fiber image-centering function and focus adjustment	•	•	•
On-board pass/fail analysis	•	•	•
Pass/fail LED indicator	•	•	•
USB connectivity to an EXFO platform or PC	•	•	
Wireless connectivity to an EXFO platform or PC		•	
Wireless connectivity to a smartphone		•	•
Manual scanning for multifiber / MPO connectors	•	•	
Semi-automated multifiber / MPO inspection	•	•	
Fully automated multifiber / MPO inspection			•
On-board touch screen			•
SmArTips with automated thresholds			•
Quick-connect mechanism			•

For more information, visit www.EXFO.com/fiberinspection.

AVAILABLE IN THE FTB-1V2/FTB-1 PRO, FTB-2/FTB-2 PRO AND FTB-4 PRO PLATFORMS

The EXFO FTB platforms are the most compact solutions on the market for **multirate, multitechnology, multiservice testing**, delivering all the power of a high-end platform in a conveniently sized, go-anywhere field-testing tool.



INTUITIVE INTERFACE

Widescreen display and multitouch capability



UNMATCHED CONNECTIVITY

WiFi, Bluetooth, Gigabit Ethernet and multiple USB ports



INCREASED PRODUCTIVITY

Store, push and share test data automatically

Do more with the EXFO FTB platform

The Windows 10 operating system allows for a wide choice of third-party applications and supports an extensive range of USB devices.

- Start faster and multitask
- Use any office suite
- Connect to printers, cameras, keyboards, mice, and more

Bring your own apps

- Share your desktop (e.g., using TeamViewer)
- Antivirus software
- Communicate via email services and over-the-top (OTT) apps
- Record and automate actions
- Share files via cloud-based storage



SOFTWARE TEST TOOLS

This series of platform-based software testing tools enhance the value of the FTB-1v2/FTB-1 Pro, FTB-2/FTB-2 Pro and FTB-4 Pro platforms, providing additional testing capabilities without the need for additional modules or units.

Remote control and measurement automation

SCPI commands available for OTDR measurements. With FTB-1v2/FTB-1 Pro, FTB-2/FTB-2 Pro and FTB-4 Pro: GPIB (IEEE 488.1, IEEE 488.2) or Ethernet.

Expert Test Tools

EXpert VoIP TEST TOOLS

EXpert VoIP generates a voice-over-IP call directly from the test platform to validate performance during service turn-up and troubleshooting.

- Supports a wide range of signaling protocols, including SIP, SCCP, H.248/Megaco and H.323
- Supports mean-opinion-score (MOS) and R-factor quality metrics
- Simplifies testing with configurable pass/fail thresholds and RTP metrics

EXpert IP TEST TOOLS

EXpert IP integrates six commonly used datacom test tools into one platform-based application to ensure that field technicians are prepared for a wide range of testing needs.

- Rapidly performs debugging sequences with VLAN scan and LAN discovery
- Validates end-to-end ping and traceroute
- Verifies file-transfer-protocol (FTP) performance and hypertext-transfer-protocol (HTTP) availability

EXpert IPTV TEST TOOLS

This powerful Internet-protocol-television (IPTV) quality assessment solution enables set-top box emulation and passive monitoring of IPTV streams, allowing for quick and easy pass/fail verification of IPTV installations.

- Real-time video preview
- Analyzes up to 10 video streams
- Comprehensive quality-of-service (QoS) and quality-of-experience (QoE) metrics, including the MOS score

Automate asset management. Push test data in the cloud. Get connected.

EXFO | Connect

EXFO Connect pushes and stores test equipment and test-data content automatically in the cloud, allowing you to streamline test operation from build-out to maintenance.

GET ALL ADVANCED CAPABILITIES FOR FREE

FastReporter is a consolidated data management and post-processing solution designed to improve results quality as well as auditing and reporting productivity.

Download the latest version of FastReporter, launch the application and create your EXFO Exchange account to get the full range of capabilities, at no cost. EXFO Exchange automates and optimizes workflows, troubleshooting, field testing and reporting within a secured collaborative software platform for each step of network deployment.

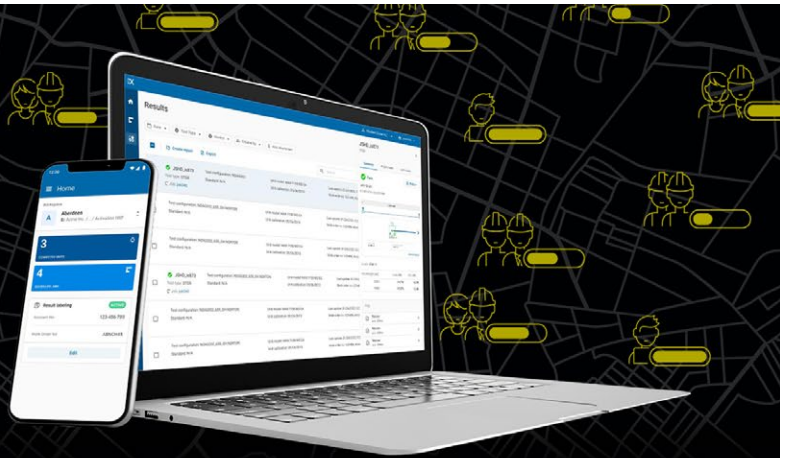
FEATURES	FastReporter (version 3)	
	Basic	Full (now free with EXFO Exchange account)
Number of files	Up to 24 results	Unlimited
Measurement type	OTDR, iOLM, FIP, OLTS, OPM, CD, PMD	
Results viewer	•	•
Reporting – Basic (PDF)	•	•
Reporting – Advanced (Excel, PDF, custom)		•
Basic analysis – Bidir (OTDR and iOLM)	•	•
Advanced editing		•
Automated validation and results correction		•
Job management and identification edition	One file	Batch processing
Hundreds of additional features		•

Table 1. Comparison of basic and full versions of FastReporter (version 3).



**MANAGE FIELD TESTS.
STREAMLINE WORKFLOWS.
UNLOCK INSIGHTS.**

Interconnect all parts of your field test ecosystem through EXFO Exchange, our open collaborative software platform.



KEY BENEFITS



Connect operations with real-time visibility



Increase collaboration and build trust with business partners




Boost efficiency with automated processes



Reduce maintenance costs




Unlock insights to see what matters



From the office

Invite your workforce and contractors to join your organization's workspace on EXFO Exchange. This will help you better organize projects and gain unprecedented visibility in real time over job progress and MoP compliance. Optimize closeout package generation to close jobs rapidly and monetize/get paid faster.



From the field

Request an invitation from your team manager to complete jobs faster and better, save results automatically and share them in real time.

KEY FEATURES

Centralized and organized data

Easy integration

Consolidated reporting service

Process automation

Collaboration



SPECIFICATIONS ^a

TECHNICAL SPECIFICATIONS	
Wavelengths (nm) ^b	1310 ± 20/1550 ± 20/1625 ± 10/1650 ± 15
Live wavelength (nm)	1650 Isolation: 50 dB from 1265 nm to 1617 nm
Dynamic range (dB) ^c	39/39/39/39
Event dead zone (m) ^d	0.5
Attenuation dead zone (m) ^d	2.2
Distance range (km)	0.1 to 400
Pulse width (ns)	3 to 20 000
Linearity (dB/dB)	±0.03
PON dead zone (m) ^e	30
Loss threshold (dB)	0.01
Loss resolution (dB)	0.001
Sampling resolution (m)	0.04 to 10
Sampling points	Up to 256 000
Distance uncertainty (m) ^f	±(0.75 + 0.0025 % x distance + sampling resolution)
Measurement time	User-defined (maximum: 60 minutes)
Typical real-time refresh (Hz)	4
Stable source output power (dBm)	-3
Reflectance accuracy (dB) ^b	±2
Platform	Compatible with platforms which are Windows 10 or later

IN-LINE POWER CHECKER ^{b, g, h}	
Power range (dBm)	-60 to 23
Power uncertainty (dB) ^{h, i}	±0.5
Calibrated wavelengths (nm)	1310, 1490, 1550, 1625, 1650
Selectable wavelengths (nm)	1270, 1290, 1310, 1330, 1350, 1370, 1390, 1410, 1430, 1450, 1470, 1490, 1510, 1530, 1550, 1570, 1577, 1590, 1610, 1625, 1650
Tone detection	270 Hz, 330 Hz, 1 kHz, 2 kHz

TECHNICAL SPECIFICATIONS (in-line PON power meter with OPM2 in option) ^{b, j}	
Power range (dBm)	-60 to 23
PON power meter (nm)	Two channels: 1490/1550 and 1490/1577
Power uncertainty (dB) ^{h, i}	±0.5
Calibrated wavelengths (nm)	1310, 1490, 1550, 1625, 1650
Selectable wavelengths (nm)	1310, 1490, 1550, 1577, 1625, 1650, 1490/1550, 1490/1577

For complete details on all available configurations, refer to the Ordering information section.

a. All specifications valid at 23 °C ± 2 °C with an FC/APC connector, unless otherwise specified.

b. Typical.

c. Typical dynamic range with longest pulse and three-minute averaging at SNR = 1.

d. Typical, for reflectance at -55 dB, using a 3-ns pulse.

e. Non-reflective FUT, non-reflective splitter, 13-dB loss, 50-ns pulse, typical value at 1550 nm.

f. Does not include uncertainty due to fiber index.

g. Not available when OPM2 is selected

h. At calibrated wavelengths.

i. Requires a good entry connector's health.

j. Specifications valid when OTDR not in operation or in idle mode.

SOURCE

Output power (dBm) ^a	-3
Modulation	CW, 270 Hz, 330 Hz, 1 kHz, 2 kHz

GENERAL SPECIFICATIONS

Size (H x W x D)	161 mm x 25 mm x 189 mm (6 5/16 in x 1 in x 7 7/16 in)	
Weight	0.4 kg (0.8 lb)	
Temperature	Operating Storage	Refer to platform's specification sheet -40 °C to 70 °C (-40 °F to 158 °F)
Relative humidity	0% to 95% non-condensing	

LASER SAFETY

a. Typical output power is given at 1550 nm.

ORDERING INFORMATION**FTBx-730D-XX-XX-XX-XX-XX-XX****Optical configuration**

- SM1 = SM OTDR module, 1310/1550 nm
- SM3 = SM OTDR module, 1310/1550/1625 nm
- SM7 = SM OTDR module, 1650 nm live
- SM8 = SM OTDR module, 1310/1550 nm and 1650 nm live on single port

OPM option

- 00 = Without OPM2 option
- OPM2 = In-line PON power meter mode (dual band)^a

Base software

- OTDR = Enables OTDR application only
- iOLM = Enables iOLM application only
- Oi = Enables OTDR and iOLM applications

Software option

- 00 = Without additional software option
- iLOOP = iOLM loopback mode^b
- iCERT = iOLM tier-2 certification^b

iOLM software pack^b

- 00 = iOLM Standard
- iADV = iOLM Advanced

Singlemode connector

- EA-EUI-28 = APC/DIN 47256
- EA-EUI-89 = APC/FC narrow key
- EA-EUI-91 = APC/SC
- EA-EUI-95 = APC/E-2000
- EA-EUI-98 = APC/LC
- EI connectors = See section below about APC connectors

Example: FTBx-730D-SM8-OPM2-OI-EA-EUI-89

a. Available with SM7 and SM8 models.

b. Please refer to the [iOLM specification sheet](#) for the complete and most recent description of these value packs.

EI CONNECTORS

To maximize the performance of your OTDR, EXFO recommends using APC connectors on singlemode port. These connectors generate lower reflectance, which is a critical parameter that affects performance, particularly in dead zones. APC connectors provide better performance than UPC connectors, thereby improving testing efficiency.

Note: UPC connectors are also available. Simply replace EA-XX by EI-XX in the ordering part number. Additional connector available: EI-EUI-90 (UPC/ST).

EXFO headquarters T +1 418 683-0211 **Toll-free** +1 800 663-3936 (USA and Canada)

EXFO serves over 2000 customers in more than 100 countries. To find your local office contact details, please go to www.EXFO.com/contact.

For the most recent patent marking information, please visit www.EXFO.com/patent. EXFO is certified ISO 9001 and attests to the quality of these products. EXFO has made every effort to ensure that the information contained in this specification sheet is accurate. However, we accept no responsibility for any errors or omissions, and we reserve the right to modify design, characteristics and products at any time without obligation. Units of measurement in this document conform to SI standards and practices. In addition, all of EXFO's manufactured products are compliant with the European Union's WEEE directive. For more information, please visit www.EXFO.com/recycle. **Contact EXFO for prices and availability or to obtain the phone number of your local EXFO distributor.**

For the most recent version of this spec sheet, please go to www.EXFO.com/specs.

In case of discrepancy, the web version takes precedence over any printed literature.